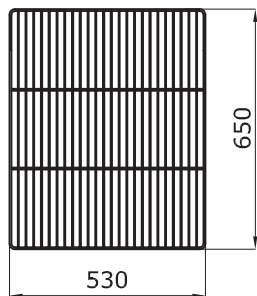
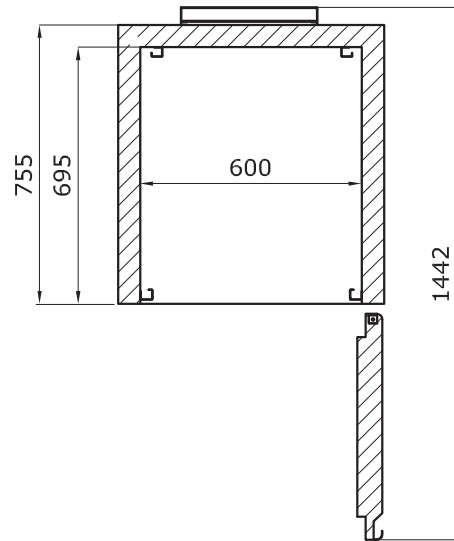
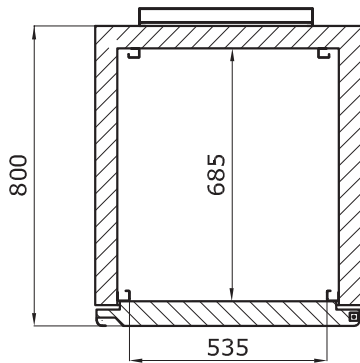


A-A



Delivered with 3 shelves.
 Material: grey polyethylene coated, steel shelves.
 Max load each shelves 30kg.

Recommended max. number of shelves :
 10pcs, with 100mm space between the shelves.